
ACI Racing Weekend Misano, 4-5 Maggio 2024
Camp. Ita. Gran Turismo Sprint GT Cup - Classifica Qualifiche 2

Misano Circuit Sic 58 4.226 m

1 / 2

Num.	Conduttore	Naz	Concorrente	Team	Auto	Classe	Tempo	Dist.	Rel.	Giri
1	163 ZANON Ignazio	ITA	VSR	VSR	Lamborghini Huracán ST Evo 2	GTC1P	1'35.073			7
2	172 SCIONTI Federico	ITA	DL Racing	DL Racing	Lamborghini Huracán ST Evo 2	GTC1P	1'35.105	0.032	0.032	8
3	109 FONTANA Andrea	ITA	DL Racing	DL Racing	Lamborghini Huracán ST Evo 2	GTC1P	1'35.437	0.364	0.332	8
4	185 DESIDERI Matteo	ITA	Desideri Matteo	CRM Motorsport	Lamborghini Huracán ST Evo 2	GTC1P	1'35.515	0.442	0.078	8
5	121 MESSINA Rosario	ITA	MM Motorsport	MM Motorsport	Lamborghini Huracán ST Evo 2	GTC1P	1'35.901	0.828	0.386	8
6	288 CLEMENTI PISANI Alberto	ITA	HC Racing	HC Racing	Lamborghini Huracán ST Evo 2	GTC1A	1'35.912	0.839	0.011	8
7	162 BADAWI Ibrahim	EGY	DL Racing	DL Racing	Lamborghini Huracán ST Evo 2	GTC1P	1'35.975	0.902	0.063	7
8	155 HANCOCK Samuel	GBR	Milner Christopher	RS Historics	Lamborghini Huracán ST Evo	GTC1P	1'35.987	0.914	0.012	7
9	133 PISANI Eugenio	ITA	SP Racing Team	SP Racing Team	Porsche 911 Cup 992	GTC2P	1'36.036	0.963	0.049	6
10	106 POLLINI Matteo	ITA	Pollini Giacomo		Lamborghini Huracán ST Evo 2	GTC1A	1'36.268	1.195	0.232	8
11	177 RENMANS Gilles	BEL	Speed Lover	Double TT Racing	Ferrari 488 Challenge Evo	GTC1P	1'36.328	1.255	0.060	8
12	180 LOVATI Tommaso	ITA	Mertel Motorsport	Mertel Motorsport	Ferrari 488 Challenge	GTC1P	1'36.470	1.397	0.142	7
13	202 OLIVA Gaetano	ITA	HC Racing	HC Racing	Lamborghini Huracán ST Evo 2	GTC1A	1'36.626	1.553	0.156	8
14	108 BENCIVENNI Filippo	ITA	Best Lap	Best Lap	Ferrari 488 Challenge	GTC1P	1'36.842	1.769	0.216	7
15	250 CASÈ Lorenzo	MCO	AF Corse	AF Corse	Ferrari 488 Challenge	GTC1A	1'37.015	1.942	0.173	8
16	292 JACOMA Ivan	CHE	AMAG First Rennsport	Centro Porsche Ticino	Porsche 911 Cup 992	GTC2A	1'37.140	2.067	0.125	6
17	249 CARMINATI Ettore	ITA	Carminati Ettore	CRM Motorsport	Lamborghini Huracán ST Evo 2	GTC1A	1'37.152	2.079	0.012	9
18	224 LIANA Nicolò	ITA	ZRS Motorsport	ZRS Motorsport	Porsche 911 Cup 992	GTC2A	1'37.181	2.108	0.029	7
19	280 SEGATTINI Emma	ITA	Briselli Victor		Ferrari 488 Challenge Evo	GTC1A	1'37.981	2.908	0.800	3
20	223 ZANINI Stefano	MCO	SP Racing Team	SP Racing Team	Porsche 911 Cup 992	GTC2A	1'38.371	3.298	0.390	7
21	103 PIERANTONI Emiliano	ITA	Easy Race	Easy Race	Ferrari 488 Challenge	GTC1P	1'38.441	3.368	0.070	7
22	272 DALOKAY Vedat Ali	TUR	DL Racing	DL Racing	Lamborghini Huracán ST Evo 2	GTC1A	1'38.497	3.424	0.056	8
23	233 ABBATI Massimo	ITA	SP Racing Team	SP Racing Team	Porsche 911 Cup 992	GTC2A	1'38.724	3.651	0.227	8
24	169 NAVATTA Massimo	ITA	Raptor Engineering	Raptor Engineering	Porsche 911 Cup 992	GTC2P	1'38.953	3.880	0.229	7
25	218 NALDI Giovanni	CHE	Best Lap	Best Lap	Ferrari 488 Challenge	GTC1A	1'39.323	4.250	0.370	7
26	229 STEFANIN Giovanni	ITA	Stefanin Giovanni		Ferrari 488 Challenge	GTC1A	1'40.251	5.178	0.928	8
27	123 LAH Andrej	SVN	LEMA Racing	LEMA Racing	Lamborghini Huracán ST Evo 2	GTC1P	1'42.083	7.010	1.832	7
28	178 BUCCI Mattia	ITA	Best Lap	Best Lap	Ferrari 488 Challenge	GTC1P	1'46.088	11.015	4.005	2
29	111 PEGORARO Lorenzo	ITA	Best Lap	Best Lap	Ferrari 488 Challenge	GTC1P				0
30	281 LA MARCA Michele	ITA	Mertel Motorsport	Mertel Motorsport	Ferrari 488 Challenge	GTC1A				0

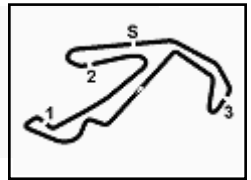
Tempo di Qualificazione: (117% di 1'35.205): 1'51.390

Umidità	71%	ARIA	17°C
Condizioni	DRY	Pista	19°C

Stewards : Valerio Brizzolari Simone Leoni Gabriele Lancieri

04/05/2024 Inizio 10:12 Fine 10:28

Esposta alle:



ACI Racing Weekend Misano, 4-5 Maggio 2024

Camp. Ita. Gran Turismo Sprint GT Cup - Classifica Qualifiche 2

Misano Circuit Sic 58 4.226 m
2 / 2

Penalty and Infringement

10.16	121	MM Motorsport	Time Deleted (1'38.075) - Exceeded Track Limits - Turn 6
10.18	223	SP Racing Team	Time Deleted (1'42.777) - Exceeded Track Limits - Turn 6
10.19	177	Speed Lover	Lap (1'37.067) and Following Deleted - Exceeded Track Limits - Turn 16
10.21	108	Best Lap	Time Deleted (1'37.118) - Exceeded Track Limits - Turn 13
10.22	229	Stefanin Giovanni	Time Deleted (1'40.938) - Exceeded Track Limits - Turn 6
10.24	177	Speed Lover	Time Deleted (1'36.505) - Exceeded Track Limits - Turn 13
10.24	177	Speed Lover	Time Deleted (1'46.551) - Exceeded Track Limits - Turn 6
10.25	133	SP Racing Team	Current Lap Deleted - Exceeded Track Limits - Turn 6
10.25	288	HC Racing	Time Deleted (1'40.785) - Exceeded Track Limits - Turn 8
10.27	224	ZRS Motorsport	Time Deleted (1'42.534) - Exceeded Track Limits - Turn 8

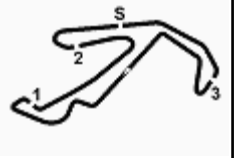
Fastest Laps Sequence

Num.	Concorrente	Naz	Team	Auto	Local Time	Tempo	Dist.	Media
172	F. SCIONTI	ITA	DL Racing	Lamborghini Huracán ST Evo 2	10:15'31.700	1'36.445		157,744
172	F. SCIONTI	ITA	DL Racing	Lamborghini Huracán ST Evo 2	10:17'07.316	1'35.616	-0.829	159,111
172	F. SCIONTI	ITA	DL Racing	Lamborghini Huracán ST Evo 2	10:18'42.421	1'35.105	-0.511	159,966
163	I. ZANON	FRA	VSR	Lamborghini Huracán ST Evo 2	10:24'46.214	1'35.073	-0.032	160,020

Stewards : Valerio Brizzolari Simone Leoni Gabriele Lancieri

04/05/2024 Inizio 10:12 Fine 10:28

Esposta alle:


ACI Racing Weekend Misano, 4-5 Maggio 2024
Camp. Ita. Gran Turismo Sprint GT Cup - Best Sectors & Speed Qualifiche 2

Misano Circuit Sic 58 4.226 m

MIGLIOR GIRO

1	163 ZANON Ignazio	Lamborghini Huracán ST Evo 2	1'35.073
2	172 SCIONTI Federico	Lamborghini Huracán ST Evo 2	1'35.105
3	109 FONTANA Andrea	Lamborghini Huracán ST Evo 2	1'35.437
4	185 DESIDERI Matteo	Lamborghini Huracán ST Evo 2	1'35.515
5	121 MESSINA Rosario	Lamborghini Huracán ST Evo 2	1'35.901
6	288 CLEMENTI PISANI Alberto	Lamborghini Huracán ST Evo 2	1'35.912
7	162 BADAWI Ibrahim	Lamborghini Huracán ST Evo 2	1'35.975
8	155 HANCOCK Samuel	Lamborghini Huracán ST Evo	1'35.987
9	133 PISANI Eugenio	Porsche 911 Cup 992	1'36.036
10	106 POLLINI Matteo	Lamborghini Huracán ST Evo 2	1'36.268
11	177 RENMANS Gilles	Ferrari 488 Challenge Evo	1'36.328
12	180 LOVATI Tommaso	Ferrari 488 Challenge	1'36.470
13	202 OLIVA Gaetano	Lamborghini Huracán ST Evo 2	1'36.626
14	108 BENCIVENNI Filippo	Ferrari 488 Challenge	1'36.842
15	250 CASÉ Lorenzo	Ferrari 488 Challenge	1'37.015
16	292 JACOMA Ivan	Porsche 911 Cup 992	1'37.140
17	249 CARMINATI Ettore	Lamborghini Huracán ST Evo 2	1'37.152
18	224 LIANA Nicolò	Porsche 911 Cup 992	1'37.181
19	280 SEGATTINI Emma	Ferrari 488 Challenge Evo	1'37.981
20	223 ZANINI Stefano	Porsche 911 Cup 992	1'38.371
21	103 PIERANTONI Emiliano	Ferrari 488 Challenge	1'38.441
22	272 DALOKAY Vedat Ali	Lamborghini Huracán ST Evo 2	1'38.497
23	233 ABBATI Massimo	Porsche 911 Cup 992	1'38.724
24	169 NAVATTA Massimo	Porsche 911 Cup 992	1'38.953
25	218 NALDI Giovanni	Ferrari 488 Challenge	1'39.323
26	229 STEFANIN Giovanni	Ferrari 488 Challenge	1'40.251
27	123 LAH Andrej	Lamborghini Huracán ST Evo 2	1'42.083
28	178 BUCCI Mattia	Ferrari 488 Challenge	1'46.088
29	111 PEGORARO Lorenzo	Ferrari 488 Challenge	
30	281 LA MARCA Michele	Ferrari 488 Challenge	

SPEED

1	155 HANCOCK Samuel	Lamborghini Huracán ST Evo	227,4
2	223 ZANINI Stefano	Porsche 911 Cup 992	225,0
3	288 CLEMENTI PISANI Alberto	Lamborghini Huracán ST Evo 2	224,5
4	103 PIERANTONI Emiliano	Ferrari 488 Challenge	223,1
5	163 ZANON Ignazio	Lamborghini Huracán ST Evo 2	221,8
6	185 DESIDERI Matteo	Lamborghini Huracán ST Evo 2	221,3
7	218 NALDI Giovanni	Ferrari 488 Challenge	221,3
8	250 CASÉ Lorenzo	Ferrari 488 Challenge	221,3
9	121 MESSINA Rosario	Lamborghini Huracán ST Evo 2	221,3
10	108 BENCIVENNI Filippo	Ferrari 488 Challenge	220,9
11	180 LOVATI Tommaso	Ferrari 488 Challenge	220,9
12	224 LIANA Nicolò	Porsche 911 Cup 992	220,9
13	202 OLIVA Gaetano	Lamborghini Huracán ST Evo 2	220,4
14	177 RENMANS Gilles	Ferrari 488 Challenge Evo	220,4
15	178 BUCCI Mattia	Ferrari 488 Challenge	220,0
16	233 ABBATI Massimo	Porsche 911 Cup 992	220,0
17	280 SEGATTINI Emma	Ferrari 488 Challenge Evo	220,0
18	292 JACOMA Ivan	Porsche 911 Cup 992	219,5
19	172 SCIONTI Federico	Lamborghini Huracán ST Evo 2	219,1
20	162 BADAWI Ibrahim	Lamborghini Huracán ST Evo 2	218,6
21	106 POLLINI Matteo	Lamborghini Huracán ST Evo 2	218,2
22	249 CARMINATI Ettore	Lamborghini Huracán ST Evo 2	218,2
23	133 PISANI Eugenio	Porsche 911 Cup 992	217,7
24	169 NAVATTA Massimo	Porsche 911 Cup 992	217,7
25	123 LAH Andrej	Lamborghini Huracán ST Evo 2	217,3
26	272 DALOKAY Vedat Ali	Lamborghini Huracán ST Evo 2	217,3
27	109 FONTANA Andrea	Lamborghini Huracán ST Evo 2	216,4
28	229 STEFANIN Giovanni	Ferrari 488 Challenge	216,0

SEG. 1

1	172 SCIONTI Federico	24.927
2	109 FONTANA Andrea	25.049
3	288 CLEMENTI PISANI Albe	25.172
4	185 DESIDERI Matteo	25.206
5	121 MESSINA Rosario	25.223
6	163 ZANON Ignazio	25.247
7	162 BADAWI Ibrahim	25.261
8	177 RENMANS Gilles	25.371
9	155 HANCOCK Samuel	25.408
10	133 PISANI Eugenio	25.435
11	202 OLIVA Gaetano	25.464
12	106 POLLINI Matteo	25.509
13	108 BENCIVENNI Filippo	25.571
14	249 CARMINATI Ettore	25.579
15	180 LOVATI Tommaso	25.612
16	292 JACOMA Ivan	25.677
17	250 CASÉ Lorenzo	25.757
18	224 LIANA Nicolò	25.761
19	169 NAVATTA Massimo	25.986
20	280 SEGATTINI Emma	25.988
21	218 NALDI Giovanni	26.113
22	272 DALOKAY Vedat Ali	26.171
23	223 ZANINI Stefano	26.182
24	233 ABBATI Massimo	26.275
25	103 PIERANTONI Emiliano	26.350
26	229 STEFANIN Giovanni	26.501
27	123 LAH Andrej	27.112
28	178 BUCCI Mattia	27.487

SEG. 2

1	155 HANCOCK Samuel	22.338
2	172 SCIONTI Federico	22.477
3	109 FONTANA Andrea	22.481
4	133 PISANI Eugenio	22.562
5	121 MESSINA Rosario	22.575
6	163 ZANON Ignazio	22.586
7	180 LOVATI Tommaso	22.654
8	288 CLEMENTI PISANI Albe	22.668
9	292 JACOMA Ivan	22.691
10	162 BADAWI Ibrahim	22.706
11	106 POLLINI Matteo	22.712
12	108 BENCIVENNI Filippo	22.718
13	250 CASÉ Lorenzo	22.719
14	177 RENMANS Gilles	22.746
15	249 CARMINATI Ettore	22.752
16	185 DESIDERI Matteo	22.761
17	224 LIANA Nicolò	22.768
18	103 PIERANTONI Emiliano	22.775
19	202 OLIVA Gaetano	22.778
20	280 SEGATTINI Emma	22.869
21	223 ZANINI Stefano	22.916
22	233 ABBATI Massimo	22.999
23	272 DALOKAY Vedat Ali	23.107
24	218 NALDI Giovanni	23.181
25	169 NAVATTA Massimo	23.197
26	229 STEFANIN Giovanni	23.443
27	123 LAH Andrej	23.575
28	178 BUCCI Mattia	26.825

SEG. 3

1	163 ZANON Ignazio	26.164
2	172 SCIONTI Federico	26.343
3	121 MESSINA Rosario	26.387
4	185 DESIDERI Matteo	26.403
5	162 BADAWI Ibrahim	26.418
6	177 RENMANS Gilles	26.426
7	288 CLEMENTI PISANI Albe	26.481
8	202 OLIVA Gaetano	26.495
9	155 HANCOCK Samuel	26.502
10	109 FONTANA Andrea	26.560
11	133 PISANI Eugenio	26.569
12	106 POLLINI Matteo	26.573
13	180 LOVATI Tommaso	26.664
14	250 CASÉ Lorenzo	26.733
15	108 BENCIVENNI Filippo	26.741
16	249 CARMINATI Ettore	26.749
17	224 LIANA Nicolò	26.880
18	103 PIERANTONI Emiliano	26.885
19	272 DALOKAY Vedat Ali	26.919
20	223 ZANINI Stefano	27.038
21	292 JACOMA Ivan	27.044
22	233 ABBATI Massimo	27.094
23	280 SEGATTINI Emma	27.138
24	169 NAVATTA Massimo	27.247
25	218 NALDI Giovanni	27.328
26	229 STEFANIN Giovanni	27.414
27	178 BUCCI Mattia	28.241
28	123 LAH Andrej	28.331

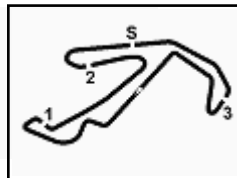
SEG. 4

1	163 ZANON Ignazio	21.062
2	185 DESIDERI Matteo	21.124
3	288 CLEMENTI PISANI Albe	21.143
4	172 SCIONTI Federico	21.159
5	109 FONTANA Andrea	21.187
6	155 HANCOCK Samuel	21.265
7	121 MESSINA Rosario	21.323
8	224 LIANA Nicolò	21.389
9	106 POLLINI Matteo	21.408
10	177 RENMANS Gilles	21.417
11	133 PISANI Eugenio	21.422
12	180 LOVATI Tommaso	21.433
13	162 BADAWI Ibrahim	21.434
14	292 JACOMA Ivan	21.483
15	202 OLIVA Gaetano	21.559
16	249 CARMINATI Ettore	21.606
17	250 CASÉ Lorenzo	21.632
18	108 BENCIVENNI Filippo	21.699
19	223 ZANINI Stefano	21.886
20	272 DALOKAY Vedat Ali	21.918
21	280 SEGATTINI Emma	21.986
22	103 PIERANTONI Emiliano	22.038
23	233 ABBATI Massimo	22.091
24	218 NALDI Giovanni	22.203
25	169 NAVATTA Massimo	22.205
26	229 STEFANIN Giovanni	22.468
27	123 LAH Andrej	22.517
28	178 BUCCI Mattia	23.535

04/05/2024

Powered by FICR PERUGIA TIMING





ACI Racing Weekend Misano, 4-5 Maggio 2024

Camp. Ita. Gran Turismo Sprint GT Cup - Ideal Time Qualifiche 2

Misano Circuit Sic 58 4.226 m

Num. Concorrente	Conditore	Auto	Seg. 1	Seg. 2	Seg. 3	Seg. 4	Ideal Time		
			Diff. 1	Diff. 2	Diff. 3	Diff. 4	Miglior Giro	Pos.	Diff.
1	172 SCIONTI F. (ITA) DL RACING	Lamborghini Huracán ST Evo 2	24.927 +0.094	22.477 +0.105	26.343	21.159	1'34.906 1'35.105	2	0.199
2	163 ZANON I. (ITA) VSR	Lamborghini Huracán ST Evo 2	25.247 +0.014	22.586	26.164	21.062	1'35.059 1'35.073	1	0.014
3	109 FONTANA A. (ITA) DL RACING	Lamborghini Huracán ST Evo 2	25.049	22.481	26.560 +0.103	21.187 +0.057	1'35.277 1'35.437	3	0.160
4	288 CLEMENTI PISANI A. (I) HC RACING	Lamborghini Huracán ST Evo 2	25.172 +0.250	22.668	26.481 +0.198	21.143	1'35.464 1'35.912	6	0.448
5	185 DESIDERI M. (ITA) DESIDERI MATTEO	Lamborghini Huracán ST Evo 2	25.206	22.761 +0.021	26.403	21.124	1'35.494 1'35.515	4	0.021
6	121 MESSINA R. (ITA) MM MOTORSPORT	Lamborghini Huracán ST Evo 2	25.223 +0.114	22.575 +0.096	26.387 +0.183	21.323	1'35.508 1'35.901	5	0.393
7	155 HANCOCK S. (GBR) MILNER CHRISTOPHER	Lamborghini Huracán ST Evo	25.408 +0.286	22.338 +0.144	26.502 +0.044	21.265	1'35.513 1'35.987	8	0.474
8	162 BADAWI I. (EGY) DL RACING	Lamborghini Huracán ST Evo 2	25.261	22.706	26.418 +0.156	21.434	1'35.819 1'35.975	7	0.156
9	177 RENMANS G. (BEL) SPEED LOVER	Ferrari 488 Challenge Evo	25.371 +0.119	22.746 +0.131	26.426	21.417 +0.118	1'35.960 1'36.328	11	0.368
10	133 PISANI E. (ITA) SP RACING TEAM	Porsche 911 Cup 992	25.435	22.562 +0.048	26.569	21.422	1'35.988 1'36.036	9	0.048
11	106 POLLINI M. (ITA) POLLINI GIACOMO	Lamborghini Huracán ST Evo 2	25.509 +0.041	22.712 +0.025	26.573	21.408	1'36.202 1'36.268	10	0.066
12	202 OLIVA G. (ITA) HC RACING	Lamborghini Huracán ST Evo 2	25.464 +0.207	22.778 +0.005	26.495 +0.049	21.559 +0.069	1'36.296 1'36.626	13	0.330
13	180 LOVATI T. (ITA) MERTEL MOTORSPORT	Ferrari 488 Challenge	25.612	22.654	26.664 +0.107	21.433	1'36.363 1'36.470	12	0.107
14	249 CARMINATI E. (ITA) CARMINATI ETTORE	Lamborghini Huracán ST Evo 2	25.579	22.752 +0.146	26.749	21.606 +0.320	1'36.686 1'37.152	17	0.466
15	108 BENCIVENNI F. (ITA) BEST LAP	Ferrari 488 Challenge	25.571	22.718 +0.006	26.741	21.699 +0.107	1'36.729 1'36.842	14	0.113
16	224 LIANA N. (ITA) ZRS MOTORSPORT	Porsche 911 Cup 992	25.761 +0.126	22.768 +0.178	26.880 +0.079	21.389	1'36.798 1'37.181	18	0.383
17	250 CASÈ L. (MCO) AF CORSE	Ferrari 488 Challenge	25.757	22.719 +0.072	26.733	21.632 +0.102	1'36.841 1'37.015	15	0.174
18	292 JACOMA I. (CHE) AMAG FIRST RENNSPORT	Porsche 911 Cup 992	25.677	22.691	27.044 +0.043	21.483 +0.202	1'36.895 1'37.140	16	0.245
19	280 SEGATTINI E. (ITA) BRISSELLI VICTOR	Ferrari 488 Challenge Evo	25.988	22.869	27.138	21.986	1'37.981 1'37.981	19	
20	223 ZANINI S. (MCO) SP RACING TEAM	Porsche 911 Cup 992	26.182 +0.104	22.916 +0.142	27.038	21.886 +0.103	1'38.022 1'38.371	20	0.349
21	103 PIERANTONI E. (ITA) EASY RACE	Ferrari 488 Challenge	26.350	22.775 +0.097	26.885 +0.296	22.038	1'38.048 1'38.441	21	0.393
22	272 DALOKAY V. (TUR) DL RACING	Lamborghini Huracán ST Evo 2	26.171 +0.074	23.107	26.919	21.918 +0.308	1'38.115 1'38.497	22	0.382
23	233 ABBATI M. (ITA) SP RACING TEAM	Porsche 911 Cup 992	26.275 +0.165	22.999	27.094 +0.100	22.091	1'38.459 1'38.724	23	0.265
24	169 NAVATTA M. (ITA) RAPTOR ENGINEERING	Porsche 911 Cup 992	25.986	23.197 +0.056	27.247 +0.170	22.205 +0.092	1'38.635 1'38.953	24	0.318
25	218 NALDI G. (CHE) BEST LAP	Ferrari 488 Challenge	26.113	23.181 +0.295	27.328 +0.203	22.203	1'38.825 1'39.323	25	0.498
26	229 STEFANIN G. (ITA) STEFANIN GIOVANNI	Ferrari 488 Challenge	26.501 +0.150	23.443 +0.275	27.414	22.468	1'39.826 1'40.251	26	0.425
27	123 LAH A. (SVN) LEMA RACING	Lamborghini Huracán ST Evo 2	27.112	23.575 +0.362	28.331	22.517 +0.186	1'41.535 1'42.083	27	0.548
28	178 BUCCI M. (ITA) BEST LAP	Ferrari 488 Challenge	27.487	26.825	28.241	23.535	1'46.088 1'46.088	28	
	111 PEGORARO L. (ITA) BEST LAP	Ferrari 488 Challenge							
	281 LA MARCA M. (ITA) MERTEL MOTORSPORT	Ferrari 488 Challenge							
Ideal Time Assoluto			24.927	22.338	26.164	21.062	1'34.491		

04/05/2024




ACI Racing Weekend Misano, 4-5 Maggio 2024
Camp. Ita. Gran Turismo Sprint GT Cup - Analisi Tempi Qualifiche 2

Misano Circuit Sic 58 4.226 m

1 / 3

103 Easy Race (1'38.441)

Giro	Seg.1	Seg.2	Seg.3	Seg.4	T. Giro	km/h	Local Time
Emiliano Pierantoni							
1		24.364	30.311	23.611		215,6	
2	26.738	23.526	26.885	22.377	1'39.526	221,8	10:16'06.738
3	26.350	22.872	27.181	22.038	1'38.441	222,7	10:17'45.179
4	26.428	22.967	28.803	24.869	1'43.067	219,5	10:19'28.246
5	26.381	22.775	27.077	22.237	1'38.470	219,5	10:21'06.716
6	26.392	23.213	27.293	22.394	1'39.292	223,1	10:22'46.008
7	26.356	23.037	27.226	22.142	1'38.761	221,8	10:24'24.769
8	26.422	23.071	30.580	38.287	1'58.360P	221,8	10:26'23.129

123 LEMA Racing (1'42.083)

Giro	Seg.1	Seg.2	Seg.3	Seg.4	T. Giro	km/h	Local Time
Andrej Lah							
1							
2	47.860	30.332	32.395	23.283	2'13.870P	197,8	10:14'44.239
3	34.503	24.758	29.017	23.078	1'51.356	213,9	10:16'35.595
4	27.152	24.129	28.423	22.517	1'42.221	212,2	10:18'17.816
5	27.254	23.678	28.526	23.263	1'42.721	214,7	10:20'00.537
6	27.427	23.575	28.365	23.249	1'42.616	215,6	10:21'43.153
7	27.225	23.882	28.930	23.837	1'43.874	216,9	10:23'27.027
8	27.112	23.937	28.331	22.703	1'42.083	217,3	10:25'09.110

106 Pollini Giacomo (1'36.268)

Giro	Seg.1	Seg.2	Seg.3	Seg.4	T. Giro	km/h	Local Time
Matteo Pollini							
1		26.225	28.809	22.805		215,1	
2	26.197	23.161	27.853	21.905	1'39.116	216,4	10:15'59.188
3	25.872	23.002	27.036	22.319	1'38.229	217,3	10:17'37.417
4	28.206	23.318	28.426	21.906	1'41.856	207,7	10:19'19.273
5	25.589	22.789	26.629	21.415	1'36.422	216,9	10:20'55.695
6	25.677	22.838	26.777	21.815	1'37.107	217,3	10:22'32.802
7	25.532	22.712	26.654	21.534	1'36.432	218,2	10:24'09.234
8	25.509	22.761	26.574	21.807	1'36.651	217,3	10:25'45.885
9	25.550	22.737	26.573	21.408	1'36.268	218,2	10:27'22.153

133 SP Racing Team (1'36.036)

Giro	Seg.1	Seg.2	Seg.3	Seg.4	T. Giro	km/h	Local Time
Eugenio Pisani							
1			33.087	37.383	23.835	152,1	
2	27.161	23.374	27.118	28.123	1'45.776	216,0	10:16'10.633
3	25.890	23.072	26.649	21.671	1'37.282	216,9	10:17'47.915
4	25.552	22.562	27.375	21.902	1'37.391	217,3	10:19'25.306
5	25.435	22.610	26.569	21.422	1'36.036	217,7	10:21'01.342
6	26.087	26.395	28.515	21.647	1'42.644	202,2	10:22'43.986
7	25.620	22.751	26.926	21.882	1'37.179	217,3	10:24'21.165

108 Best Lap (1'36.842)

Giro	Seg.1	Seg.2	Seg.3	Seg.4	T. Giro	km/h	Local Time
Filippo Bencivenni							
1		27.058	34.138	26.107		196,4	
2	26.088	23.053	31.624	28.693	1'49.458	184,0	10:16'18.606
3	25.830	22.865	26.772	21.699	1'37.166	220,0	10:17'55.772
4	25.728	22.755	33.645	23.232	1'45.360	165,4	10:19'41.132
5	25.734	22.718	27.174	21.492	1'37.118C	216,0	10:21'18.250
6	25.571	22.724	26.741	21.806	1'36.842	220,9	10:22'55.092
7	31.600	28.100	35.576	48.810	2'24.086P	137,6	10:25'19.178
8					1'36.645P		10:26'55.823

155 Milner Christopher (1'35.987)

Giro	Seg.1	Seg.2	Seg.3	Seg.4	T. Giro	km/h	Local Time
Samuel Hancock							
1		26.102	28.248	24.024		225,0	
2	25.949	22.540	26.599	21.328	1'36.416	226,9	10:18'22.967
3	25.408	22.338	26.951	22.219	1'36.916	226,4	10:19'59.883
4	25.806	22.522	27.898	36.036	1'52.262	225,9	10:21'52.145
5	25.718	22.527	26.578	21.644	1'36.467	227,4	10:23'28.612
6	31.122	27.293	27.290	22.067	1'47.772	226,4	10:25'16.384
7	25.890	22.612	26.502	21.641	1'36.645	227,4	10:26'53.029
8	25.694	22.482	26.546	21.265	1'35.987	227,4	10:28'29.016

109 DL Racing (1'35.437)

Giro	Seg.1	Seg.2	Seg.3	Seg.4	T. Giro	km/h	Local Time
Andrea Fontana							
1		29.296	31.767	23.971		172,8	
2	26.693	23.736	29.258	25.153	1'44.840	213,9	10:15'49.719
3	25.295	22.764	26.674	21.377	1'36.110	215,1	10:17'25.829
4	25.164	22.690	26.560	21.187	1'35.601	215,6	10:19'01.430
5	25.049	22.481	26.663	21.244	1'35.437	214,7	10:20'36.867
6	25.070	22.667	26.818	21.585	1'36.140	215,6	10:22'13.007
7	27.064	27.465	26.816	21.416	1'42.761	215,1	10:23'55.768
8	25.238	22.711	26.615	21.314	1'35.878	216,0	10:25'31.646
9	25.164	22.516	26.581	21.234	1'35.495	216,4	10:27'07.141

162 DL Racing (1'35.975)

Giro	Seg.1	Seg.2	Seg.3	Seg.4	T. Giro	km/h	Local Time
Ibrahim Badawi							
1		24.503	27.731	24.404		214,7	
2	25.602	22.762	26.611	21.614	1'36.589	218,6	10:15'34.729
3	25.341	22.910	26.613	21.491	1'36.355	218,6	10:17'11.084
4	25.306	22.928	26.418	21.477	1'36.129	218,6	10:18'47.213
5	25.278	22.771	26.644	21.583	1'36.276	218,2	10:20'23.489
6	27.502	23.862	28.333	21.764	1'41.461	216,0	10:22'04.950
7	25.261	22.706	26.574	21.434	1'35.975	218,2	10:23'40.925
8	27.779	23.944	29.174	37.811	1'58.708P	209,7	10:25'39.633

121 MM Motorsport (1'35.901)

Giro	Seg.1	Seg.2	Seg.3	Seg.4	T. Giro	km/h	Local Time
Rosario Messina							
1		32.555	29.990	22.405		177,0	
2	25.881	22.981	26.754	21.576	1'37.192	217,7	10:15'53.841
3	26.502	22.840	27.126	21.607	1'38.075C	219,5	10:17'31.916
4	25.469	22.735	26.579	21.442	1'36.225	220,0	10:19'08.141
5	25.315	22.719	26.625	21.467	1'36.126	220,0	10:20'44.267
6	25.223	22.762	26.693	21.403	1'36.081	217,3	10:22'20.348
7	25.337	22.671	26.570	21.323	1'35.901	219,5	10:23'56.249
8	25.536	23.103	28.840	21.946	1'39.425	203,4	10:25'35.674
9	25.388	22.575	26.387	21.569	1'35.919	221,3	10:27'11.593

163 VSR (1'35.073)

Giro	Seg.1	Seg.2	Seg.3	Seg.4	T. Giro	km/h	Local Time
Ignazio Zanon							
1		24.540	28.510	22.849		216,9	
2	25.957	23.209	26.484	21.579	1'37.229	220,4	10:16'38.047
3	25.247	22.923	26.263	21.344	1'35.777	220,9	10:18'13.824
4	25.333	22.766	26.180	21.229	1'35.508	220,9	10:19'49.332
5	25.393	22.751	34.666	23.145	1'45.955	136,5	10:21'35.287
6	25.388	22.932	26.354	21.180	1'35.854	221,3	10:23'11.141
7	25.261	22.586	26.164	21.062	1'35.073	221,8	10:24'46.214
8	25.585	23.512	31.604	22.635	1'43.336	219,5	10:26'29.550

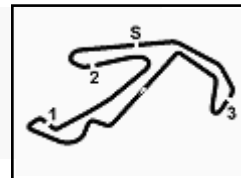
169 Raptor Engineering (1'38.953)

Giro	Seg.1	Seg.2	Seg.3	Seg.4	T. Giro	km/h	Local Time

04/05/2024

P = Box In/Out - C = Tempo Invalidato




ACI Racing Weekend Misano, 4-5 Maggio 2024
Camp. Ita. Gran Turismo Sprint GT Cup - Analisi Tempi Qualifiche 2

Misano Circuit Sic 58 4.226 m

2 / 3

Massimo Navatta									
Giro	Seg.1	Seg.2	Seg.3	Seg.4	T. Giro	km/h	Local Time	Giro	Local Time
1								5	25.206
2	45.851	25.316	28.158	23.098	2'02.423P	214,3	10:15'10.116	6	25.319
3	26.901	23.564	27.503	22.205	1'40.173	214,7	10:16'50.289	7	41.595
4	26.137	23.404	27.247	22.376	1'39.164	215,6	10:18'29.453	8	25.259
5	25.986	23.253	27.417	22.297	1'38.953	216,0	10:20'08.406	9	25.218
6	26.374	23.197	27.538	23.837	1'40.946	215,6	10:21'49.352	10	25.225
7	26.148	23.444	27.529	22.813	1'39.934	217,7	10:23'29.286		22.774
8	28.012	23.834	27.540	22.394	1'41.780	217,7	10:25'11.066		26.565

202 HC Racing (1'36.626)

Giro	Seg.1	Seg.2	Seg.3	Seg.4	T. Giro	km/h	Local Time
Gaetano Oliva							
1							
2	42.911	24.452	27.657	22.766	1'57.786P	218,2	10:15'26.043
3	25.645	22.778	26.662	21.785	1'36.870	219,5	10:17'02.913
4	25.559	22.979	26.610	21.772	1'36.920	219,1	10:18'39.833
5	25.464	23.109	26.495	21.559	1'36.627	218,6	10:20'16.460
6	25.659	23.071	26.562	21.794	1'37.086	220,0	10:21'53.546
7	29.439	25.581	28.672	23.223	1'46.915	218,2	10:23'40.461
8	25.671	22.783	26.544	21.628	1'36.626	220,0	10:25'17.087
9	25.880	22.937	27.373	28.147	1'44.337	220,4	10:27'01.424

172 DL Racing (1'35.105)

Giro	Seg.1	Seg.2	Seg.3	Seg.4	T. Giro	km/h	Local Time
Federico Scionti							
1		24.583	28.567	23.322		214,3	
2	25.557	22.854	26.570	21.464	1'36.445	218,6	10:15'31.700
3	25.207	22.668	26.450	21.291	1'35.616	218,6	10:17'07.316
4	25.021	22.582	26.343	21.159	1'35.105	219,1	10:18'42.421
5	25.066	25.688	32.091	23.262	1'46.107	155,4	10:20'28.528
6	25.686	24.456	31.004	26.923	1'48.069	197,1	10:22'16.597
7	25.004	22.725	26.365	21.292	1'35.386	219,1	10:23'51.983
8	25.020	22.525	26.419	21.187	1'35.151	218,6	10:25'27.134
9	24.927	22.477	27.558	22.388	1'37.350	214,7	10:27'04.484

218 Best Lap (1'39.323)

Giro	Seg.1	Seg.2	Seg.3	Seg.4	T. Giro	km/h	Local Time
Giovanni Naldi							
1							
2	49.880	24.709	30.927	26.400	2'11.916P	202,2	10:15'52.253
3	26.250	23.612	27.577	25.621	1'43.060	220,0	10:17'35.313
4	26.418	23.490	27.328	22.256	1'39.492	221,3	10:19'14.805
5	26.113	23.476	27.531	22.203	1'39.323	220,4	10:20'54.128
6	28.115	23.698	28.864	22.733	1'43.410	211,4	10:22'37.538
7	26.638	23.534	27.597	22.935	1'40.704	220,4	10:24'18.242
8	26.478	23.181	27.707	22.371	1'39.737	220,0	10:25'57.979

177 Speed Lover (1'36.328)

Giro	Seg.1	Seg.2	Seg.3	Seg.4	T. Giro	km/h	Local Time
Gilles Renmans							
1							
2	49.104	26.999	27.397	21.985	2'05.485P	216,4	10:15'43.432
3	25.490	22.877	26.426	21.535	1'36.328	220,4	10:17'19.760
4	25.581	22.746	26.440	22.300	1'37.067C	220,0	10:18'56.827
5	25.732	28.414	34.255	24.486	1'52.887C	179,7	10:20'49.714
6	25.600	22.890	26.780	21.622	1'36.892	220,4	10:22'26.606
7	25.451	22.898	26.581	21.575	1'36.505C	220,0	10:24'03.111
8	25.371	22.738	31.021	27.421	1'46.551C	220,0	10:25'49.662
9	25.767	22.903	26.585	21.417	1'36.672	220,4	10:27'26.334

223 SP Racing Team (1'38.371)

Giro	Seg.1	Seg.2	Seg.3	Seg.4	T. Giro	km/h	Local Time
Stefano Zanini							
1			33.170	37.489	23.690	138,3	
2	26.971	23.352	27.712	22.429	1'40.464	224,1	10:16'06.113
3	26.286	23.058	27.038	21.989	1'38.371	225,0	10:17'44.484
4	26.182	24.806	29.721	22.068	1'42.777C	222,7	10:19'27.261
5	26.288	23.127	27.359	21.886	1'38.660	223,6	10:21'05.921
6	26.307	23.273	27.762	24.462	1'41.804	219,5	10:22'47.725
7	26.387	23.159	27.180	22.137	1'38.863	225,0	10:24'26.588
8	26.624	22.916	27.412	24.596	1'41.548	224,1	10:26'08.136

178 Best Lap (1'46.088)

Giro	Seg.1	Seg.2	Seg.3	Seg.4	T. Giro	km/h	Local Time
Mattia Bucci							
1							
2	45.952	28.357	32.117	28.098	2'14.524P	192,9	10:14'35.259
3	27.487	26.825	28.241	23.535	1'46.088	220,0	10:16'21.347

180 Mertel Motorsport (1'36.470)

Giro	Seg.1	Seg.2	Seg.3	Seg.4	T. Giro	km/h	Local Time
Tommaso Lovati							
1		25.279	28.452	23.501		218,2	
2	26.388	23.231	26.924	21.684	1'38.227	216,9	10:15'39.784
3	25.915	22.694	26.726	21.612	1'36.947	217,7	10:17'16.731
4	27.064	23.383	28.305	32.449	1'51.201P	212,6	10:19'07.932
5	1'45.789	31.128	34.499	23.284	3'14.700P	185,6	10:22'22.632
6	27.272	24.699	28.744	23.950	1'44.665	215,6	10:24'07.297
7	25.612	22.654	26.771	21.433	1'36.470	220,9	10:25'43.767
8	25.833	22.670	26.664	21.589	1'36.756	217,3	10:27'20.523

224 ZRS Motorsport (1'37.181)

Giro	Seg.1	Seg.2	Seg.3	Seg.4	T. Giro	km/h	Local Time
Nicolo Liana							
1		28.807	27.939	22.020		213,9	
2	25.838	23.066	28.016	22.255	1'39.175	194,9	10:17'58.367
3	25.761	22.923	26.880	22.352	1'37.916	218,6	10:19'36.283
4	25.908	22.825	27.011	21.493	1'37.237	219,1	10:21'13.520
5	26.129	22.949	27.014	21.661	1'37.753	219,5	10:22'51.273
6	25.887	22.946	26.959	21.389	1'37.181	219,5	10:24'28.454
7	25.789	22.768	27.127	21.871	1'37.555	220,9	10:26'06.009
8	25.920	22.804	28.499	25.311	1'42.534C	218,6	10:27'48.543

185 Desideri Matteo (1'35.515)

Giro	Seg.1	Seg.2	Seg.3	Seg.4	T. Giro	km/h	Local Time
Matteo Desideri							
1							
2	45.952	24.490	27.639	22.604	2'00.685P	218,2	10:14'17.704
3	25.562	22.924	26.483	21.520	1'36.489	220,9	10:15'54.193
4	25.523	22.831	27.224	21.448	1'37.026	221,3	10:17'31.219

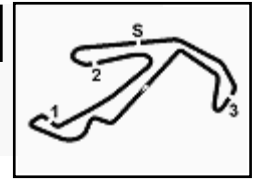
229 Stefanin Giovanni (1'40.251)

Giro	Seg.1	Seg.2	Seg.3	Seg.4	T. Giro	km/h	Local Time
Giovanni Stefanin							
1							
2	29.342	25.087	29.468	24.468	1'48.365	211,4	10:16'20.990
3	26.639	23.504	27.536	35.221	1'52.900	213,9	10:18'13.890

04/05/2024

P = Box In/Out - C = Tempo Invalidato

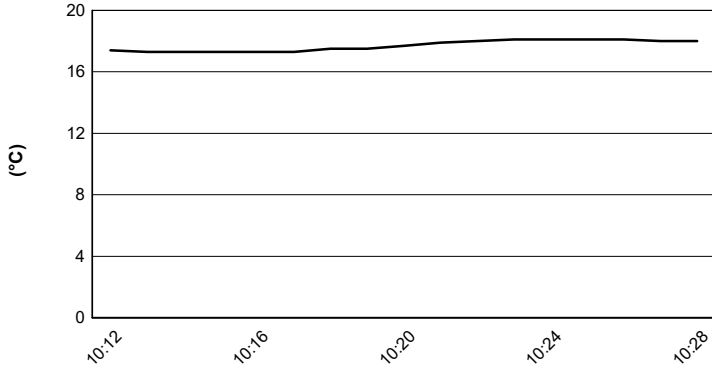




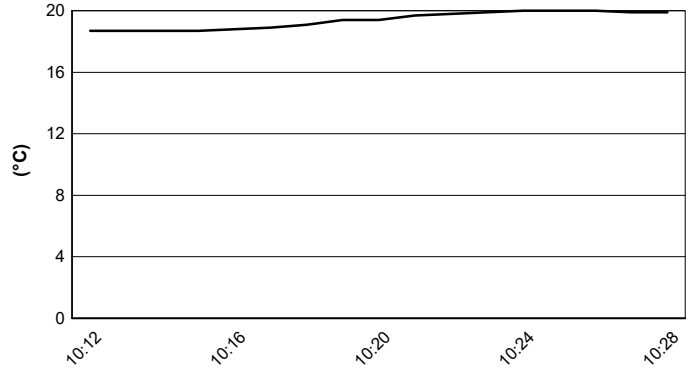
ACI Racing Weekend Misano, 4-5 Maggio 2024
Camp. Ita. Gran Turismo Sprint GT Cup - Meteo Qualifiche 2
Session started 10:12 - Session ended 10:28

Misano Circuit Sic 58 4.226 m


Air Temperature



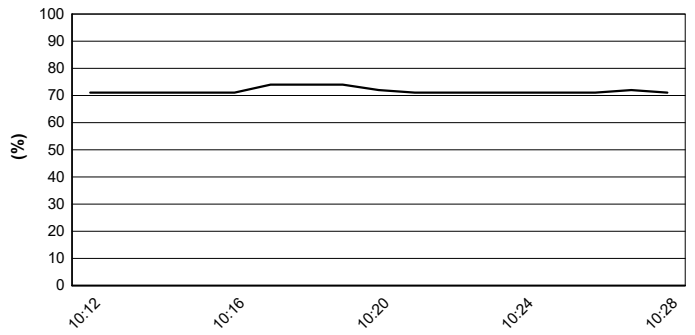
Track Temperature



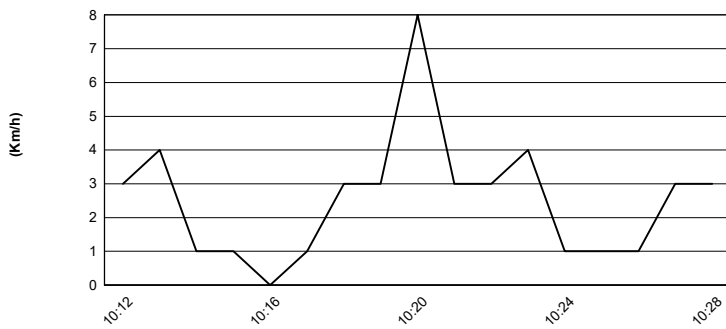
Air Pressure



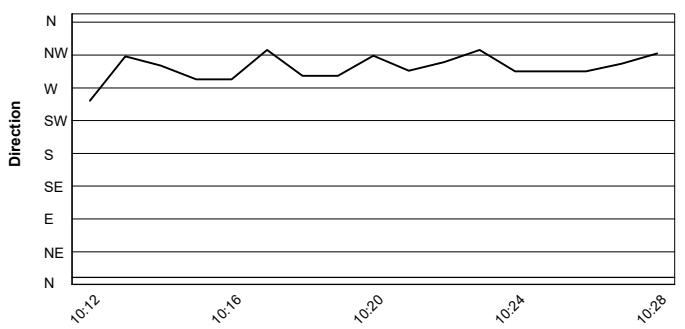
Humidity



Wind Speed



Wind Direction



04/05/2024

